



2016 CATALOG



HOLMES  
STAIR PARTS

>> TABLE OF CONTENTS

Introduction ..... 1  
Marketing Tools ..... 2  
Craftsmanship ..... 3  
Milling Options ..... 3  
Stair & Baluster System ..... 4  
.....  
Ohio Stairways ..... 5  
Country Stairways ..... 7  
Colonial Stairways ..... 11  
Bunker Hill Stairways ..... 17  
Georgia Stairways ..... 23  
Hampton Stairways ..... 27  
Utah Stairways ..... 34  
Contemporary Stairways ..... 39  
Mission Stairways ..... 45  
.....  
Box Newels Stairways ..... 47  
Treads Stairparts ..... 51  
Handrails, Wallrails & Fittings ..... 54  
Manufacturing Process ..... 64  
Accessories Stairparts ..... 65  
.....  
Custom Stairways ..... 67  
Kitchen & Bath ..... 75

— IRON —  
Yes, Iron is available!  
Ask to see our Iron Catalog.



# Introduction

LEGENDARY  
CRAFTSMANSHIP



**HOLMES**  
**STAIR PARTS**

Quality Stair Parts

· S I N C E 1 9 8 8 ·

Our location in beautiful Holmes County, Ohio is situated in the middle of a picturesque area known world-wide for it's fine, legendary craftsmanship. This excellence is evident in the finest furniture and hand-made wooden products you can buy. Where we come from, the craftsman has a special sensitivity to his materials and tools. The kind of partnership with nature that produces beauty of lasting value—family heirloom quality.

In addition to our standard line of stair parts, we offer custom parts, such as half newels and custom turnings. Each are crafted to your precise specifications. We stock a large quantity of stair parts for immediate shipment.

We feel privileged indeed to produce fine crafted wood products in a time when homeowners and builders are re-awakening to the appreciation of fine woodworking. It is our pledge to offer you excellence in woodworking. We look forward to a long and satisfying working relationship with you.

Holmes Stair catalog and price list are available for download on [holmesstair.cc](http://holmesstair.cc)

8614 Township Road 561 | Holmesville, OH 44633 | phone: 330.279.2797 | fax: 330.279.2527 | email: [sales@holmesstair.cc](mailto:sales@holmesstair.cc)

## Marketing Tools



*A display carousel presenting*

# Holmes Stair Parts

*is what you need...*


TO ENHANCE YOUR MARKET!

Standard Display

*Custom displays available upon request.*

**Solid Wood Selections · Milling Options**

High Gloss White  
Finish. Ready to install.



Prefinished  
White



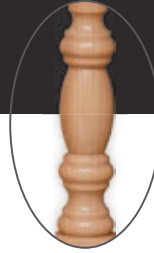
Primed



Poplar



Beech



Birch



Cherry



Hard Maple




Hickory



Mahogany



Red Oak



Soft Maple



Brazilian  
Cherry



Walnut



White Oak




Radiatta Pine

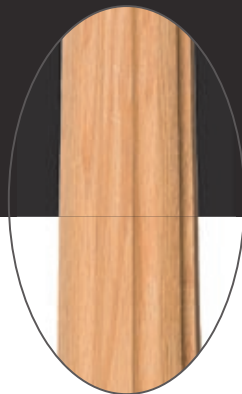


Alder

MILLING OPTIONS



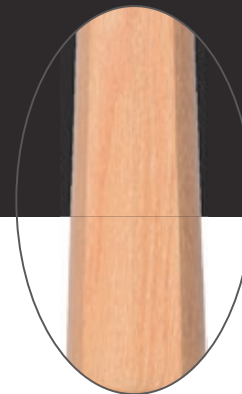
Plain



Fluted



Twisted



Octagonal



Reeded

# Rising To The Occasion

Holmes Stair Parts has elevated the visual statement of a staircase to one of grand elegance. Today's discriminating home and business owners know that their choice of balusters is so much more than a point of detail, it is the pivotal decision that completes a carefully-planned interior design.

If ascending your staircase is to be a special occasion, rise to that occasion with Elegant Rise or Structural Rise balusters from **Holmes Stair Parts**.



Cambered Post to Post



Cambered Over the Post



Linear Post to Post

## Fedex



With daily pick ups by FedEx Freight, FedEx Ground among others, we focus on providing prompt shipments so your projects can be completed on time.



## Elegant Rise

Elegant Rise balusters are created in sets of three for each step. Measuring 34", 38" and 42" in height, their lower one-third "base" is proportioned to create a smooth, flowing line in ascent.



## Structural Rise

Structural Rise balusters are available in 5 different turning lengths: 31", 34", 36", 39" and 42", and each set has bases of identical height to emphasize individual steps in your staircase statement.



**Ohio**  
STAIRWAYS


Over the Post Newels · Post to Post Newels · Elegant Rise Balusters



4815 3 1/2" x 60"  
4811 3 1/2" x 48" [shown]




4840 3 1/2" x 48" [shown]  
4842 3 1/2" x 60"  
4848 3 1/2" x 72"




2715-36 1 3/4" x 36"




2715-40 1 3/4" x 40"



2715-42 1 3/4" x 42"



STANDARD FEATURES



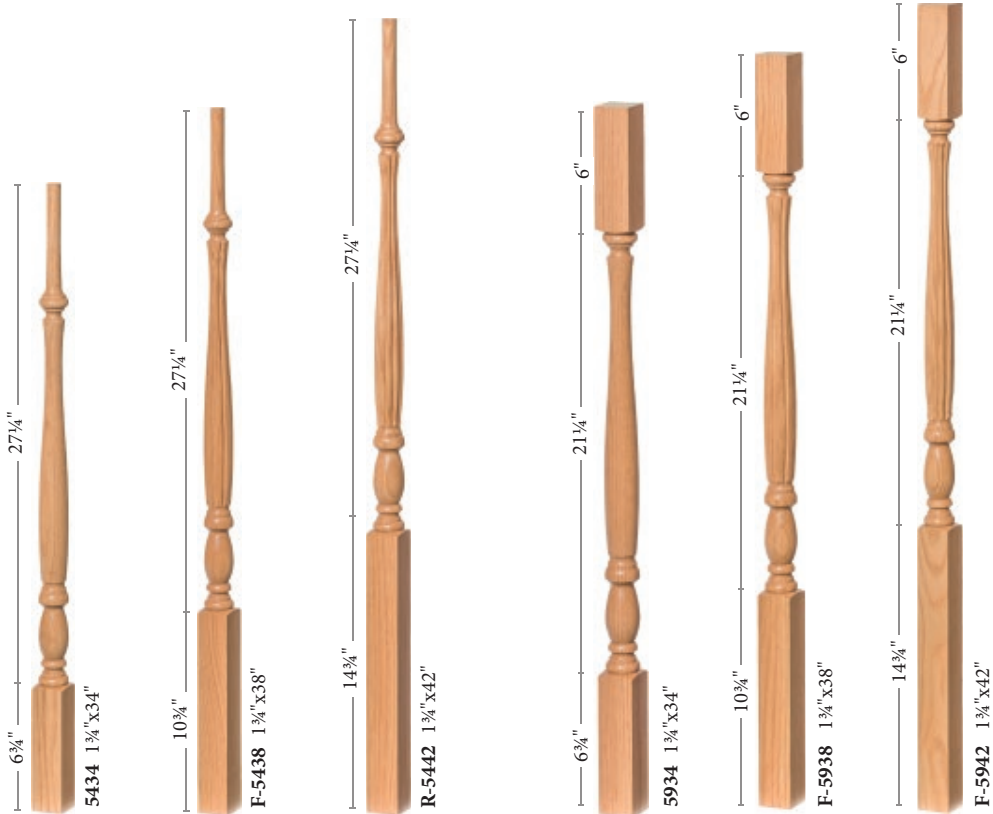





# Country

STAIRWAYS

Elegant Rise Balusters



**Optional**  
FEATURES



**Pin-EZ Dowels**  
Country Elegant Rise Balusters come standard with Pin-EZ Dowels for efficient installation.

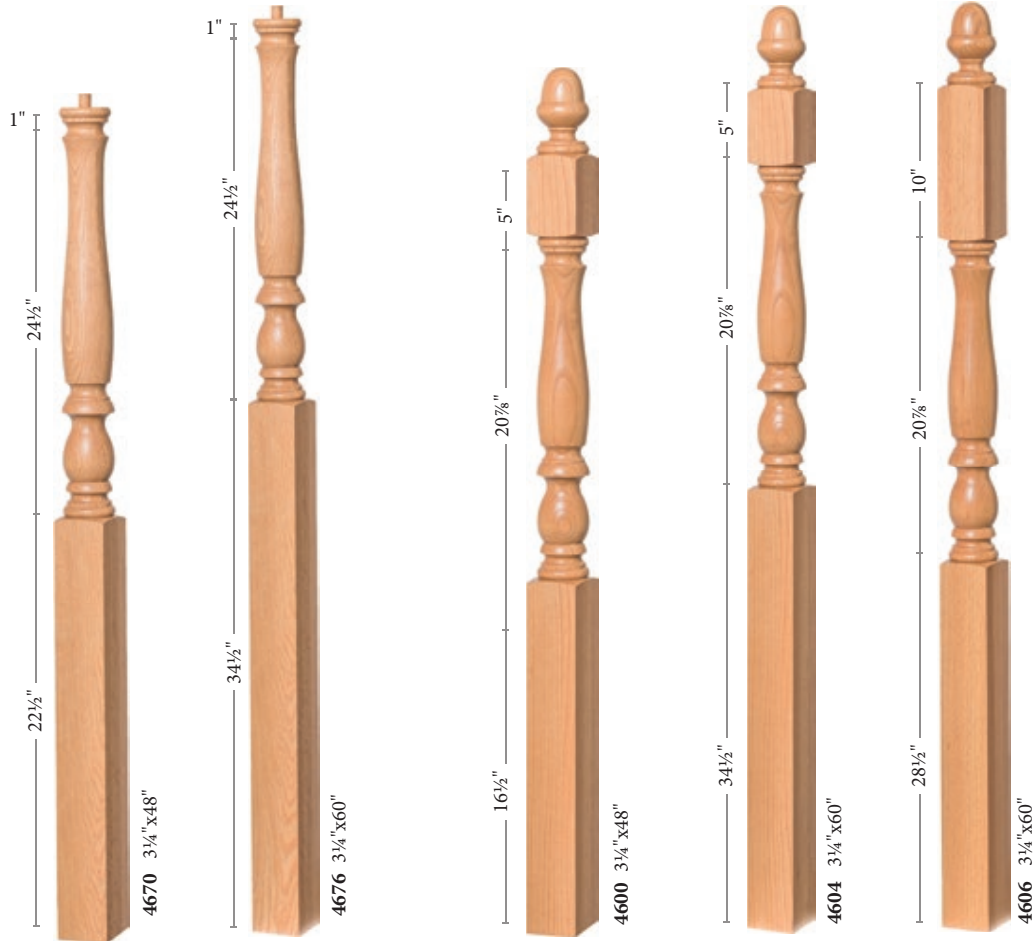
**Milling Options**



STANDARD FEATURES



Over the Post Newels · Post to Post Newels



STANDARD FEATURES



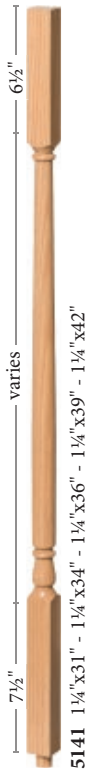




# Colonial

STAIRWAYS

## Structural Rise Balusters



5141 1 1/4" x 31" - 1 1/4" x 34" - 1 1/4" x 36" - 1 1/4" x 39" - 1 1/4" x 42"



5015 1 1/4" x 31" - 1 1/4" x 34" - 1 1/4" x 36" - 1 1/4" x 39" - 1 1/4" x 42" - 1 1/4" x 44"



5025 1 1/4" x 34" - 1 1/4" x 36" - 1 1/4" x 39" - 1 1/4" x 42"



5040 1/4" x 34" - 1/4" x 36" - 1/4" x 39" - 1/4" x 42"



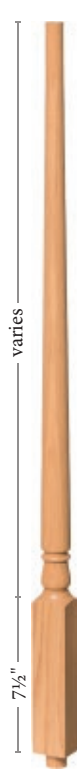
5067 1 1/4" x 31" - 1 1/4" x 34"



5067 1 1/4" x 36" - 1 1/4" x 39" - 1 1/4" x 42"



5241 1 3/4" x 31" - 1 3/4" x 34" - 1 3/4" x 36" - 1 3/4" x 39" - 1 3/4" x 42"



5315 1 3/4" x 31" - 1 3/4" x 34" - 1 3/4" x 36" - 1 3/4" x 39" - 1 3/4" x 42"

### Milling Options



Plain



Fluted






Twisted



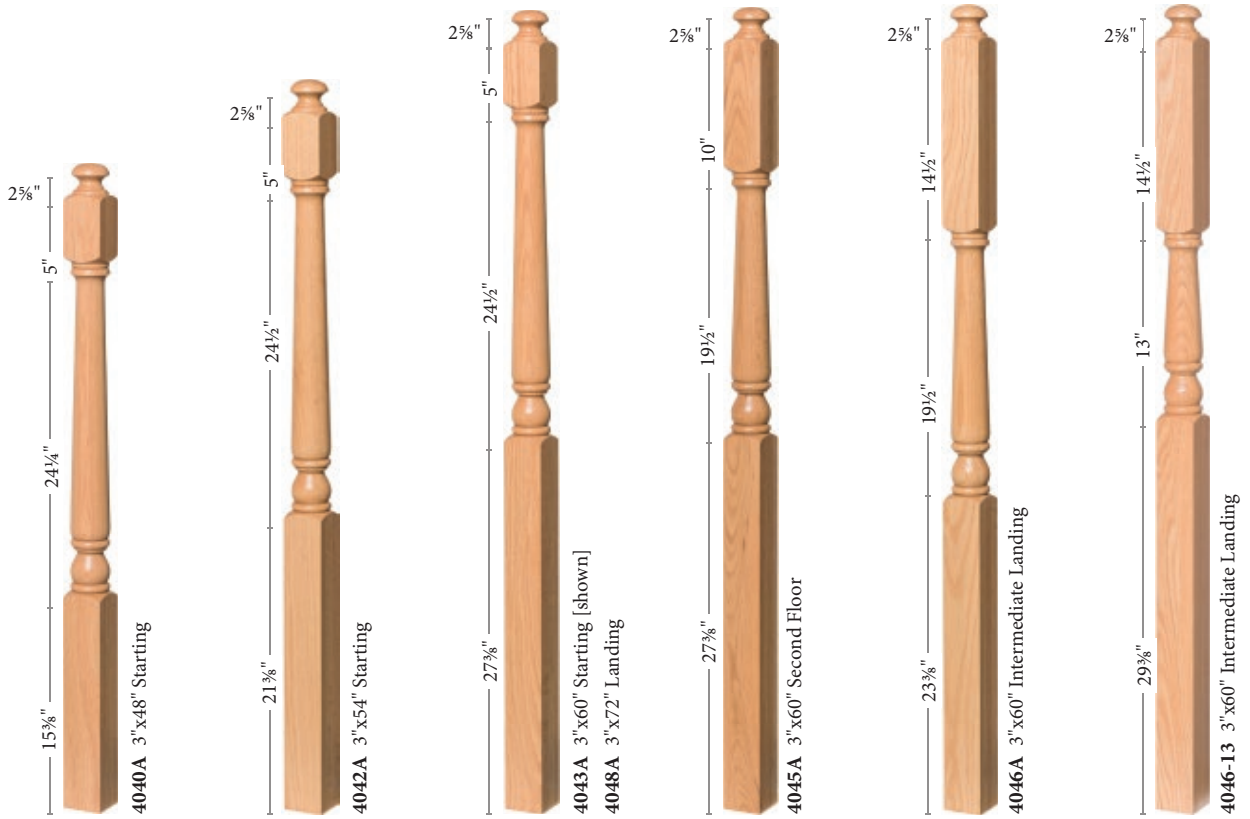
Octagonal  
*on 1 3/4" only*

### STANDARD FEATURES



**Optional**  
FEATURES

**Post to Post Newels**



STANDARD FEATURES



Post Options

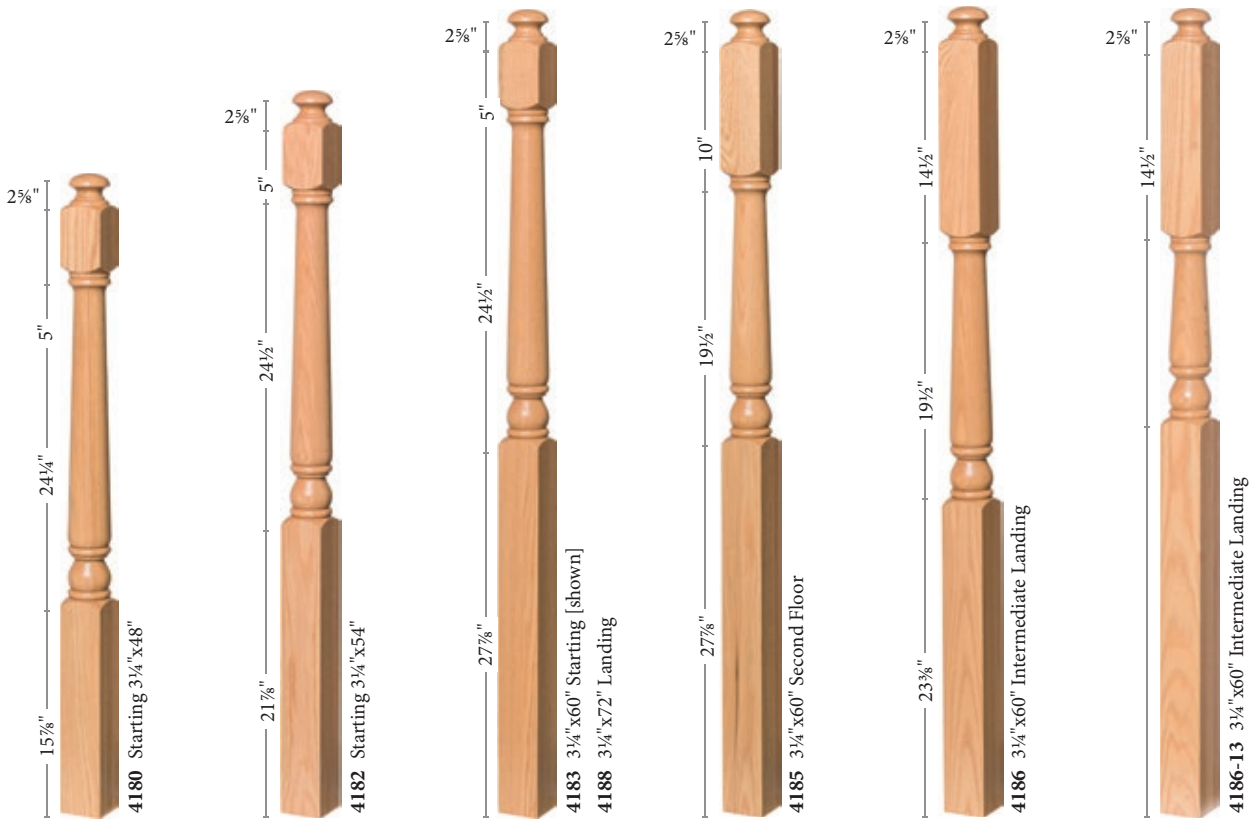


Newel Drop  
4099

Ball Top

**Optional**  
FEATURES

Post to Post Newels (cont.)




Post Options

**Optional**  
FEATURES



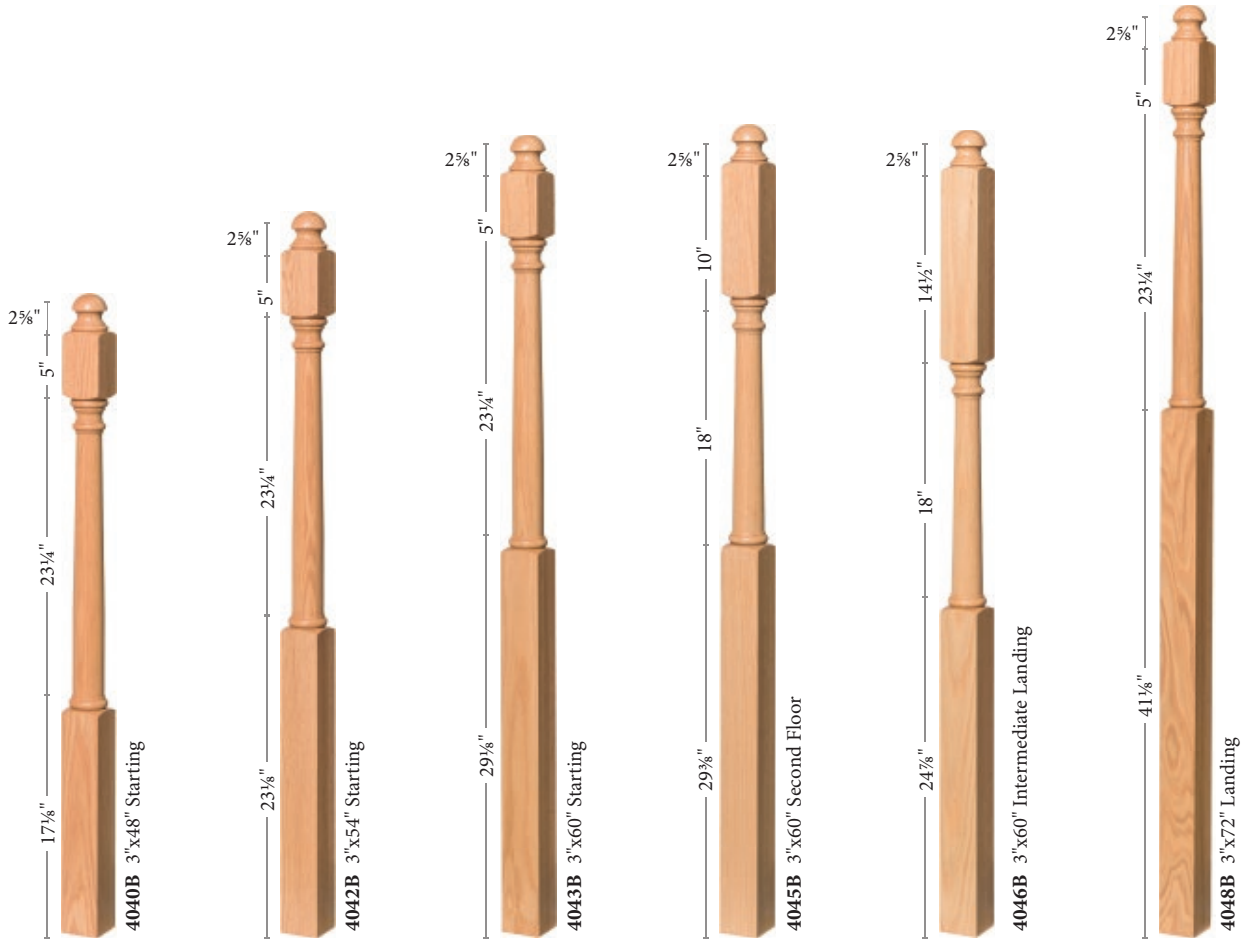
Ball Top

STANDARD FEATURES





Post to Post Newels (cont.)



STANDARD FEATURES





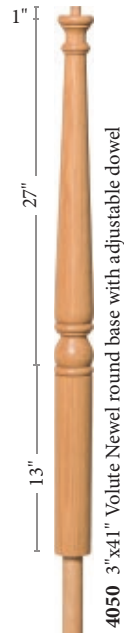

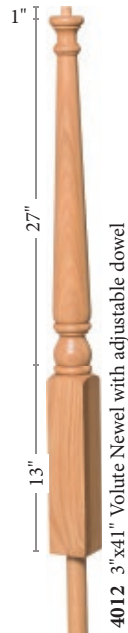
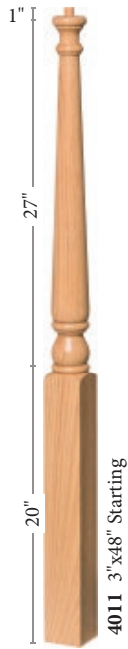

Post Options



Post to post newels on this page are available with optional Ball Top. Specify BT when ordering.

**Optional**  
FEATURES

Over the Post Newels



STANDARD FEATURES






# Bunker Hill

STAIRWAYS

## Structural Rise Balusters



**2005** 1 3/4" x 31" (7 1/2" base) - 1 3/4" x 34" (7 1/2" base) - 1 3/4" x 36" (7 1/2" base)  
1 3/4" x 39" (10 1/2" base) - 1 3/4" x 42" (13 1/2" base) - 1 3/4" x 48" (20 1/4" base)



**F-2005** 1 3/4" x 31" (7 1/2" base) - 1 3/4" x 34" (7 1/2" base) - 1 3/4" x 36" (7 1/2" base)  
1 3/4" x 39" (10 1/2" base) - 1 3/4" x 42" (13 1/2" base) - 1 3/4" x 48" (20 1/4" base)



**T-2005** 1 3/4" x 31" (7 1/2" base) - 1 3/4" x 34" (7 1/2" base) - 1 3/4" x 36" (7 1/2" base)  
1 3/4" x 39" (10 1/2" base) - 1 3/4" x 42" (13 1/2" base) - 1 3/4" x 48" (20 1/4" base)



**O-2005** 1 3/4" x 31" (7 1/2" base) - 1 3/4" x 34" (7 1/2" base) - 1 3/4" x 36" (7 1/2" base)  
1 3/4" x 39" (10 1/2" base) - 1 3/4" x 42" (13 1/2" base) - 1 3/4" x 48" (20 1/4" base)



**2015** 1 3/4" x 31" - 1 3/4" x 34" - 1 3/4" x 36" - 1 3/4" x 39" - 1 3/4" x 42" - 1 3/4" x 48" (13 1/2" base)



**F-2015** 1 3/4" x 31" - 1 3/4" x 34" - 1 3/4" x 36" - 1 3/4" x 39" - 1 3/4" x 42" - 1 3/4" x 48" - 13 1/2" base



**T-2015** 1 3/4" x 31" - 1 3/4" x 34" - 1 3/4" x 36" - 1 3/4" x 39" - 1 3/4" x 42" - 1 3/4" x 48" (13 1/2" base)



**O-2015** 1 3/4" x 31" - 1 3/4" x 34" - 1 3/4" x 36" - 1 3/4" x 39" - 1 3/4" x 42" - 1 3/4" x 48" - 13 1/2" base

### Milling Options



Plain



Fluted




Twisted



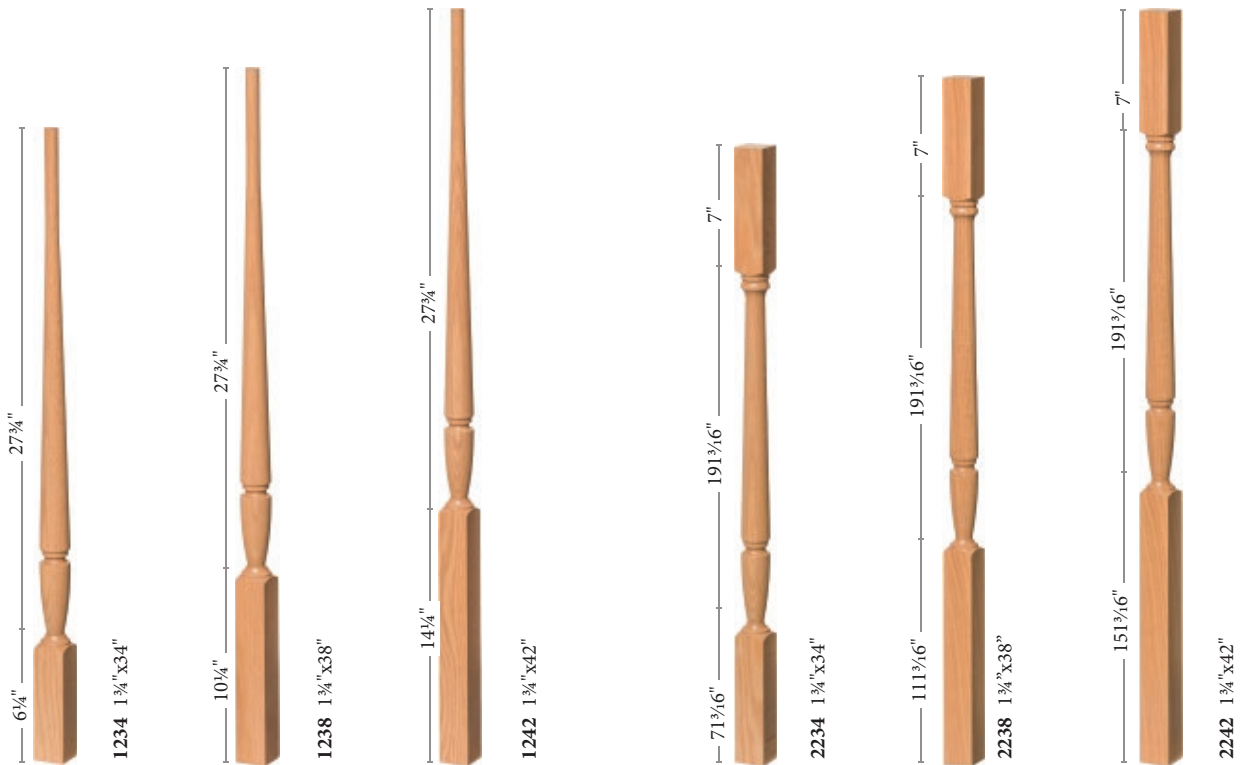
Octagonal  
on 1 3/4" only

### STANDARD FEATURES



**Optional**  
FEATURES

## Elegant Rise Balusters



### STANDARD FEATURES



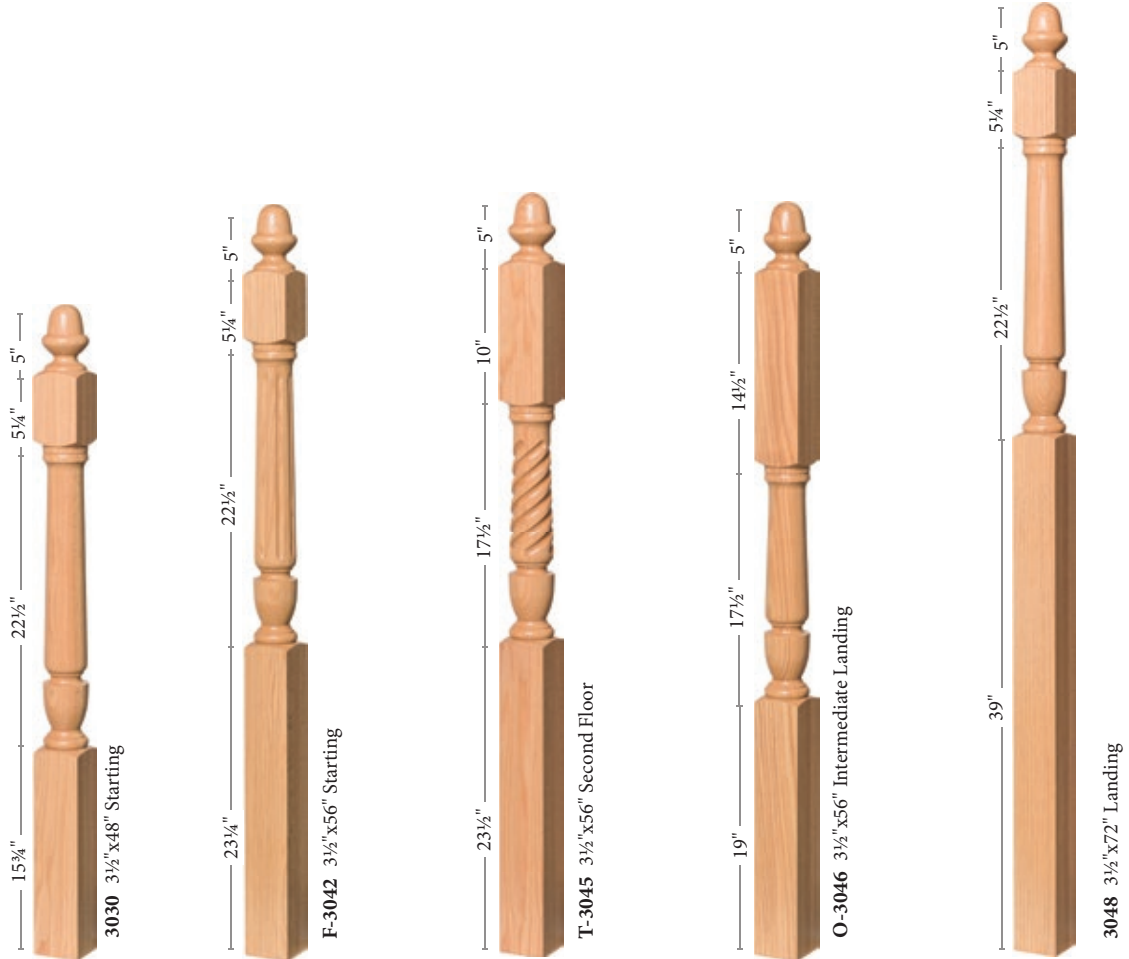
#### Pin-EZ Dowels



Bunker Hill Elegant Rise Balusters come standard with Pin-EZ Dowels for efficient installation.

**Optional**  
FEATURES

## Post to Post Newels

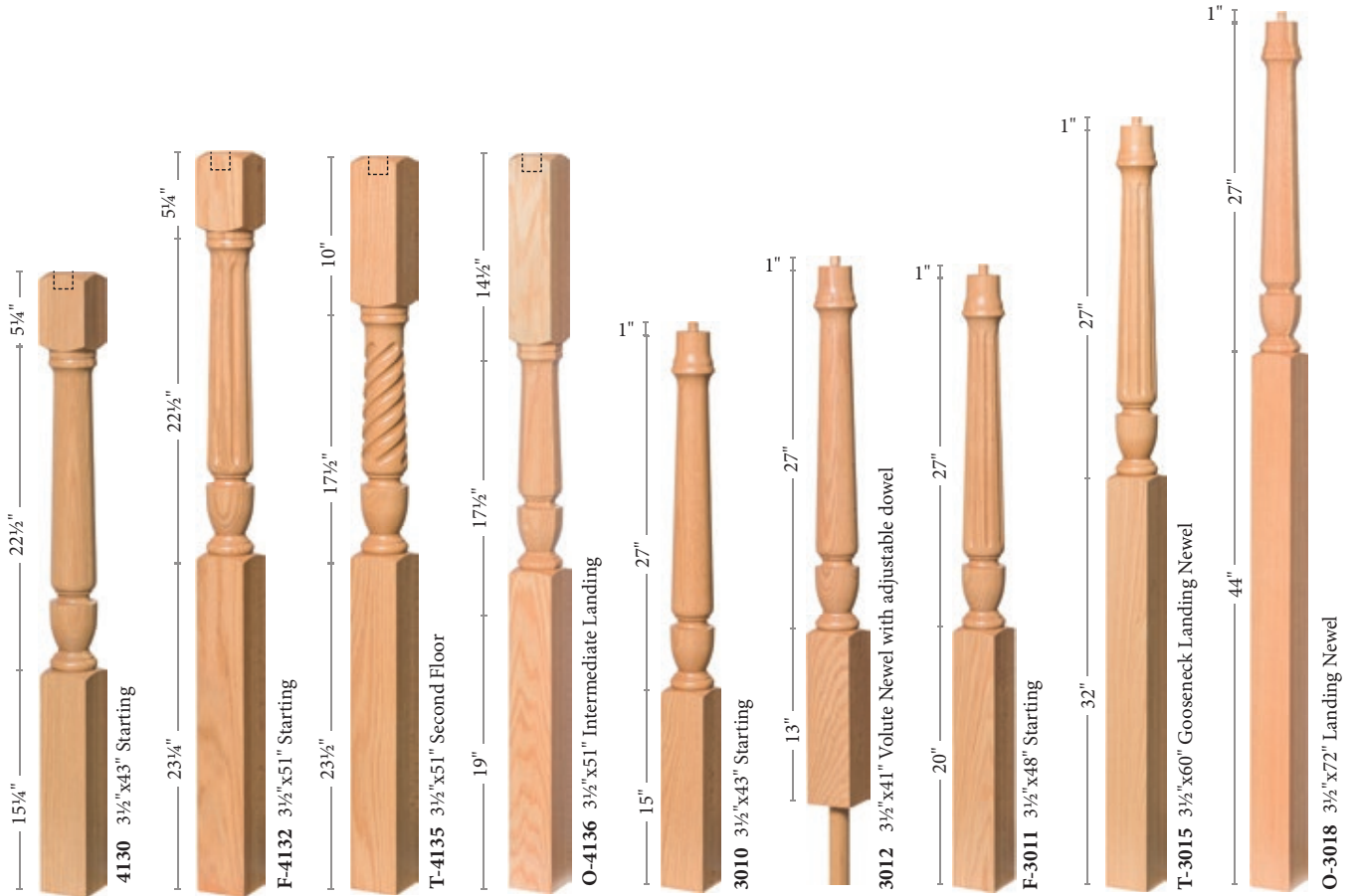


### STANDARD FEATURES





## Post to Post Newels · Over the Post Newels

With Interchangeable Finials (finials on page 22)



### STANDARD FEATURES



**INTERCHANGEABLE FINIALS**



**PA-410**  
Plain Acorn



**CA-411**  
Carved Acorn



**OCT-415**  
Octagon Pineapple



**PP-412**  
Plain Pineapple



**CP-414**  
Carved Pineapple



**RCP-413**  
Raised Carved Pineapple



**PB-416**  
Ball Top




A photograph of a staircase with a chandelier and a table with a plant. The staircase has dark wood treads and white risers. A brass chandelier with multiple lit shades hangs from the ceiling. A wooden table with a white planter containing a green plant sits on the landing. The wall is white with a dark purple accent wall on the left.

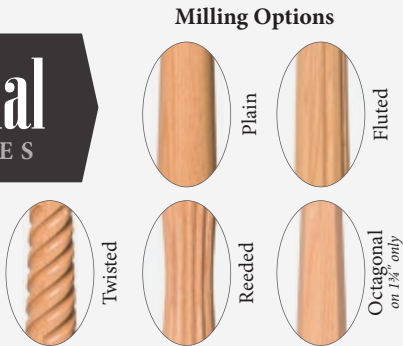
# Georgia

STAIRWAYS

## Structural Rise Balusters




### Optional FEATURES



### STANDARD FEATURES




Post to Post Newels



STANDARD FEATURES



## Over the Post Newels



### STANDARD FEATURES







# Hampton

STAIRWAYS

Structural Rise Balusters



5205 1 3/4" x 31" - 1 3/4" x 34" - 1 3/4" x 36" - 1 3/4" x 39" - 1 3/4" x 42"



5200 1 3/4" x 31" - 1 3/4" x 34" - 1 3/4" x 36" - 1 3/4" x 39" - 1 3/4" x 42"



5005 1 3/4" x 31" - 1 3/4" x 36" - 1 3/4" x 42" - 1 3/4" x 48" (14" base)



5105 1 3/4" x 31" - 1 3/4" x 34" - 1 3/4" x 36" - 1 3/4" x 39" - 1 3/4" x 42" - 1 3/4" x 48" (14" base)



5300 1 3/4" x 31" - 1 3/4" x 34" - 1 3/4" x 36" - 1 3/4" x 39" - 1 3/4" x 42" - 1 3/4" x 48" (14" base)

Milling Options



Plain





Octagonal  
on 1 3/4" only




Fluted

**Optional**  
FEATURES

STANDARD FEATURES



## Elegant Rise Balusters



### STANDARD FEATURES




### Pin-EZ Dowels



Hampton Elegant Rise Balusters come standard with Pin-EZ Dowels for efficient installation.

**Optional**  
FEATURES

Elegant Rise Balusters (Cont.)



Pin-EZ Dowels



Hampton Elegant Rise Balusters come standard with Pin-EZ Dowels for efficient installation.

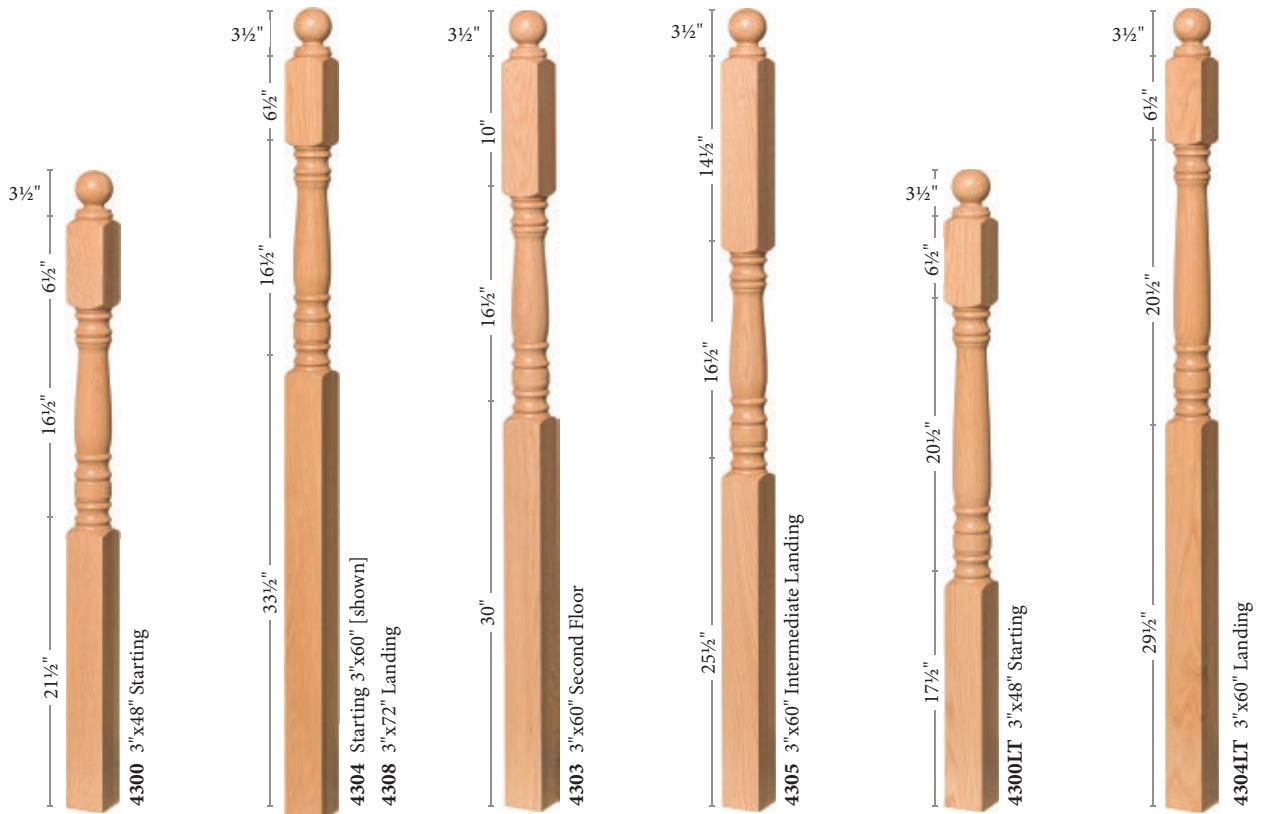
STANDARD FEATURES



**Optional**  
FEATURES




Post to Post Newels



STANDARD FEATURES



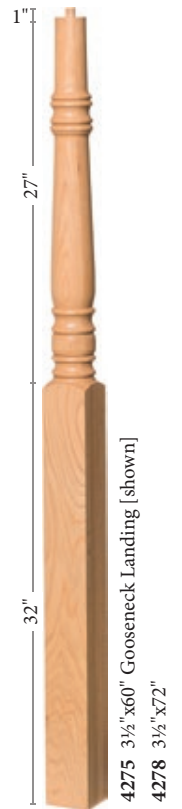



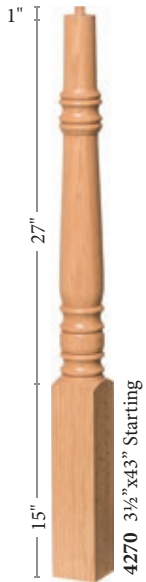
Post to Post Newels (Cont.)



STANDARD FEATURES



Over the Post Newels



STANDARD FEATURES



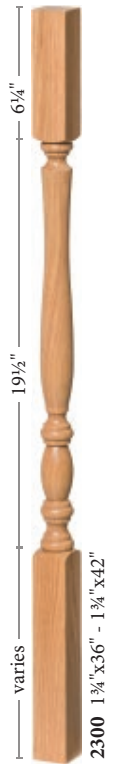
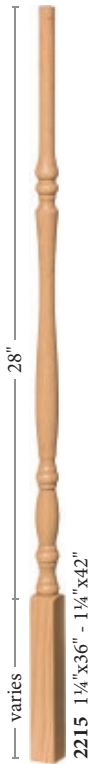






Utah  
STAIRWAYS


Elegant Rise Balusters




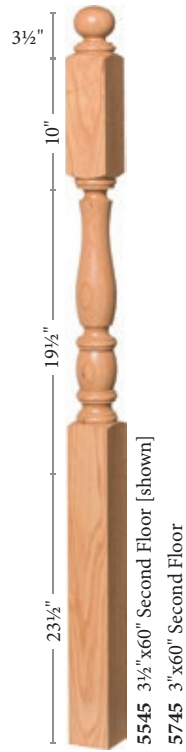
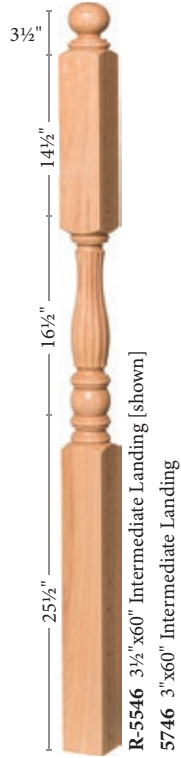
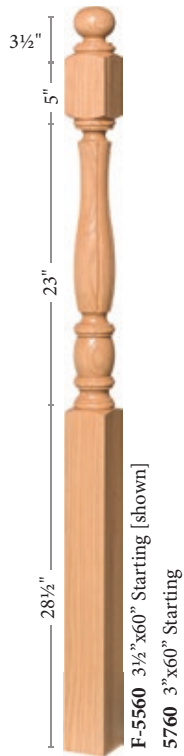

**Optional**  
FEATURES




STANDARD FEATURES




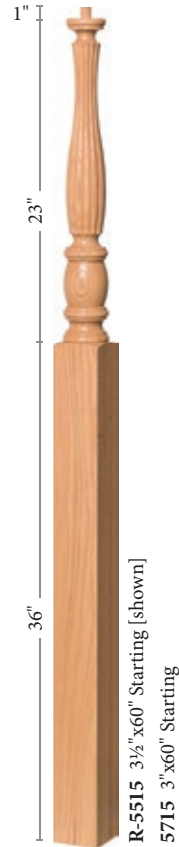
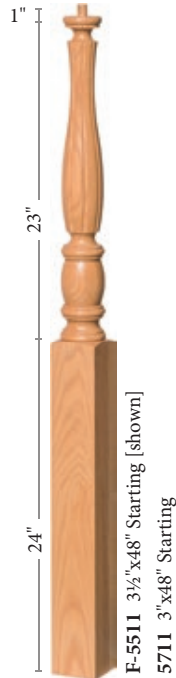
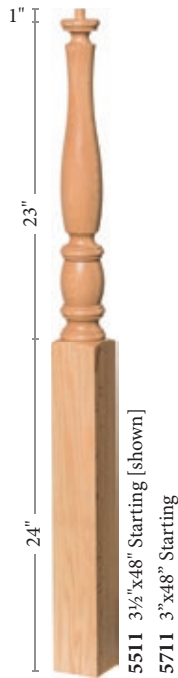
Post to Post Newels



STANDARD FEATURES



## Over the Post Newels



### STANDARD FEATURES







**Contemporary**  
STAIRWAYS

Over the Post Newels



**Optional**  
FEATURES

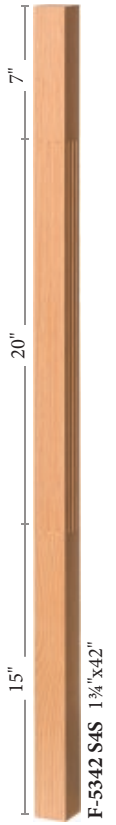


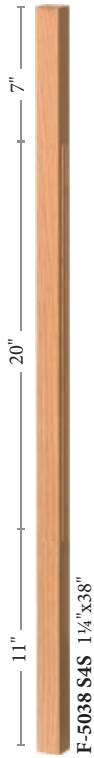
Milling Options




STANDARD FEATURES



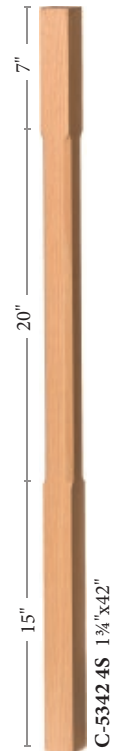

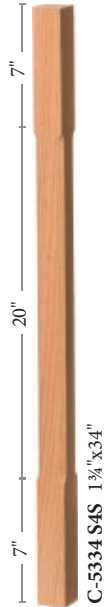
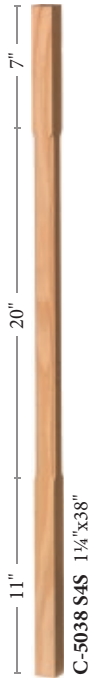

Elegant Rise Balusters · Contemporary Fluted




STANDARD FEATURES




## Contemporary Chamfered



### STANDARD FEATURES



Post to Post Newels



STANDARD FEATURES








# Mission


STAIRWAYS



Elegant Rise Balusters · Post to Post Newels



STANDARD FEATURES





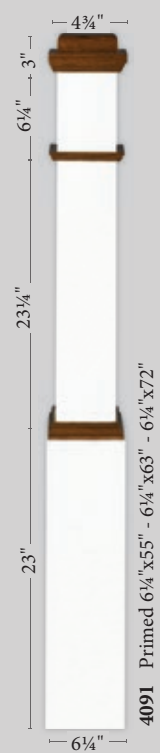
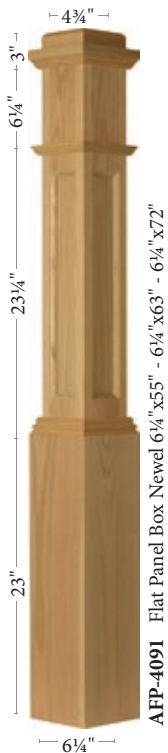
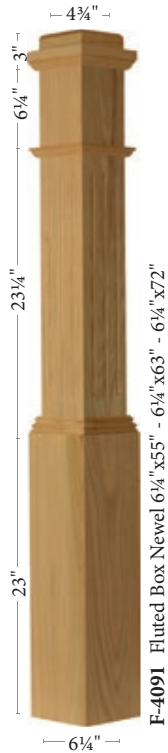
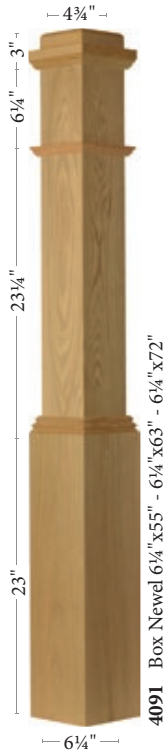


# Box Newels

STAIRWAYS

## Box Newels



Box Newels can be ordered with Custom Caps



## Special Features


1. All Box Newels are available primed with unfinished caps and trim.
2. Primed box newels can be trimmed with any of our special species.
3. In addition to our standard line of box newels we offer custom styles in a wide variety of species.

## STANDARD FEATURES



## Box Newels

Box Newels can be ordered with Custom Caps




### STANDARD FEATURES



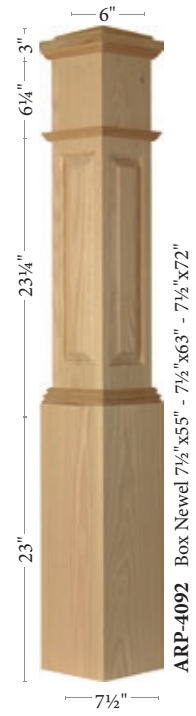
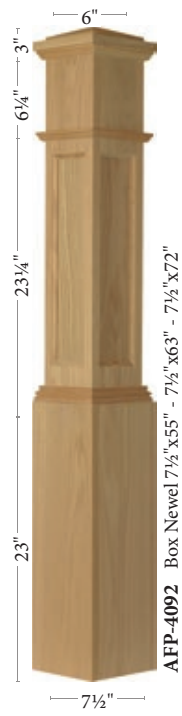

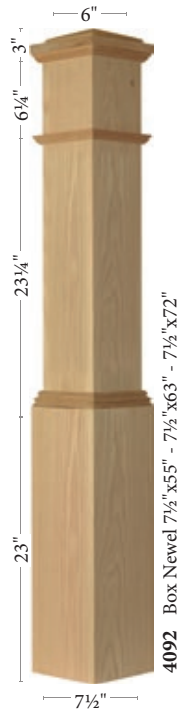
### Miter Corners

Box Newels are made with lock miter corners. Which means they have no edge grains, developing elegance.





## Box Newels

Box Newels can be ordered with Custom Caps



### STANDARD FEATURES





# Treads

STAIRPARTS

## Treads

\*Available in any length




**1148**  
Plain Tread - 11½" x 48"\*



**1148-DMR**  
Double Return Tread - 11½" x 48"\*



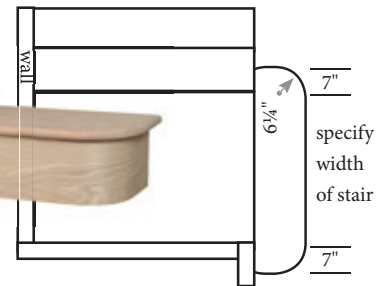
**1148-LR**  
Single Return Tread - 11½" x 48"\*




**8010-2**  
False End and Riser - 12½" x 18"  
**8310-2**  
False End and Riser - 14" x 18"





**8060**  
Double End Quarter  
Circle Starting Step  
11¼" x (varies)\*




**8015**  
Double End Starting Step  
12½" x (varies)\*  
**8315**  
Double End Starting Step  
14" x (varies)\*



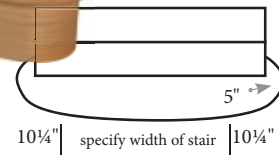
**8040**  
Single End Quarter  
Circle Starting Step  
11¼" x (varies)\*





**8010**  
Single Starting Step  
12½" x (varies)\*  
**8310**  
Single Starting Step  
14" x (varies)\*



**8215**  
14½" x (varies)\*  
Double End Bowed  
Starting Step



## Treads





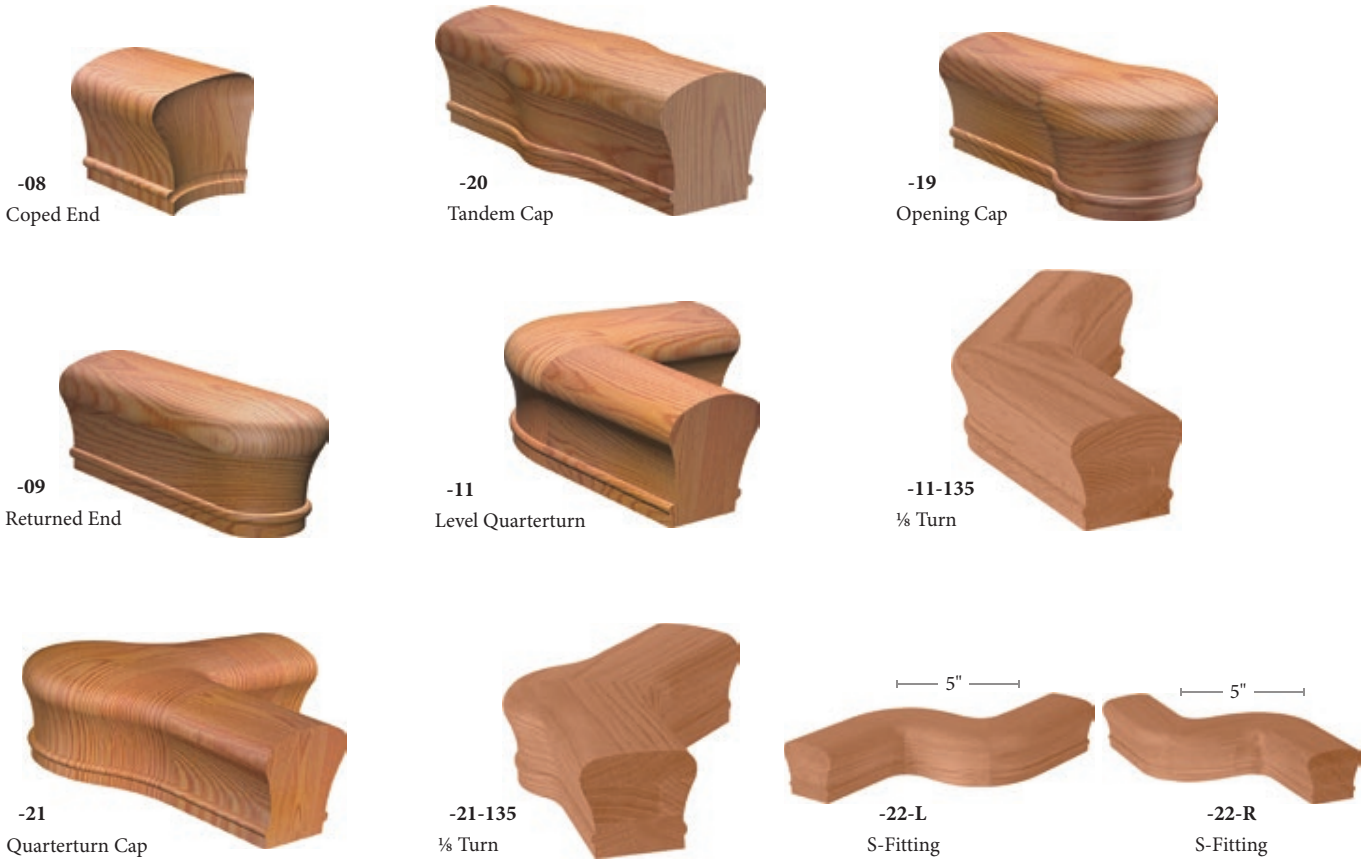




# Handrails

WALLRAILS &  
FITTINGS


## Handrail Fittings



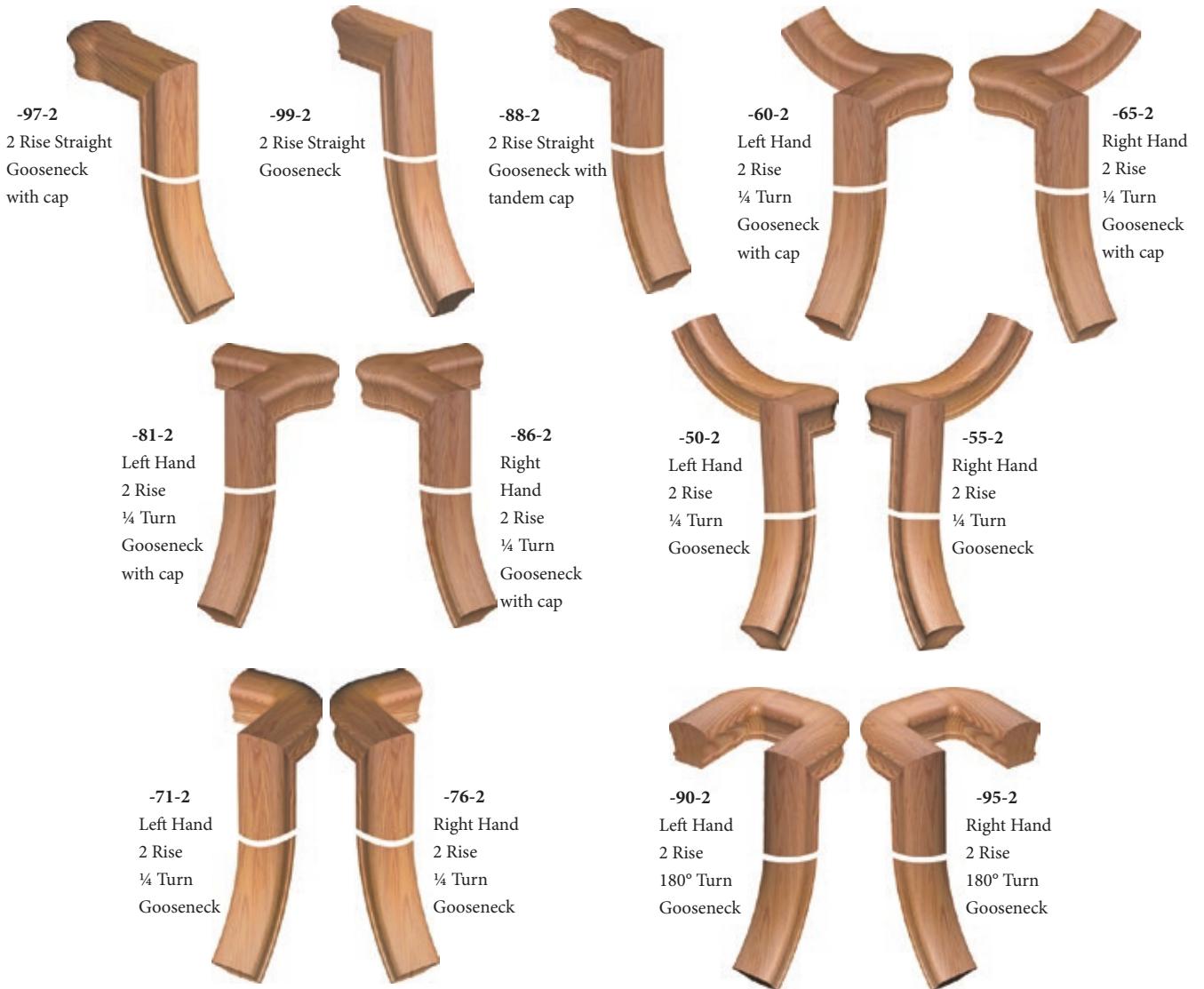
Add prefix to fitting number that corresponds with handrail styles.

- 70- for 6010 handrail
- 72- for 6210 handrail
- 74- for 6400 handrail
- 75- for 6519 handrail
- 76- for 7600 handrail
- 77- for 6710 handrail
- 79- for 6910 handrail
- 56- for 5600 handrail
- 57- for 5700 handrail
- 91- for 9100 handrail


### STANDARD FEATURES



## Handrail Fittings



**RD Rail Drop**



## Handrail Fittings



-30  
Left Hand Volute

-35  
Right Hand Volute



-31  
Left Climbing Volute

-36  
Right Climbing Volute



-40  
Left Hand  
Turnout

-45  
Right Hand  
Turnout



-41  
Left Hand  
Turnout

-46  
Right Hand  
Turnout

**Add prefix to fitting number that corresponds with handrail styles.**

- 70- for 6010 handrail
- 72- for 6210 handrail
- 74- for 6400 handrail
- 75- for 6519 handrail
- 76- for 7600 handrail
- 77- for 6710 handrail
- 79- for 6910 handrail
- 56- for 5600 handrail
- 57- for 5700 handrail
- 91- for 9100 handrail

**Handrail**  
FITTINGS

### STANDARD FEATURES



## Handrail Fittings



**-10**  
Starting Easing  
with cap



**-15**  
Starting Easing  
with return end



**-14-90**  
90° Up Easing



**-12**  
Up Easing



**-13**  
Overhand Easing




**-16**  
Overhand Easing  
with return end



**-38**  
Vertical Volute

### STANDARD FEATURES



## Hand Rails

Rails below available plowed for square top balusters.  
Large amount of special species handrail in stock for immediate shipment.

*\*All profiles available in bending unless noted.*



**5700\***  
2½" x 1¾"



**6010**  
2¼" x 2¾"



**5600 FO**  
2½" x 1½"  
full round



**5600 FB**  
2½" x 1½"  
flat bottom



**6210**  
2½" x 2¾"



**9100**  
2¼" x 2¾"



**6400\***  
3" x 2¼"



**7600**  
2½" x 2¼"



**6519**  
2½" x 3"



**6910**  
2¾" x 2¾"



**6710**  
2½" x 2¾"

## Handrails

\*All profiles available in bending unless noted.



**6000-S**  
¾" x 2½"  
plowed 1¼"



**6000**  
1⅝" x 2¾"  
plowed 1¼"



**6001-S**  
¾" x 2½"  
plowed 1¼"



**6001**  
1⅝" x 2¾"  
plowed 1¼"



**6002**  
1⅝" x 2¾"



**6004**  
Fillet  
1¼"



**6005**  
Shoerail  
1¼"



**6006**  
Shoerail  
1¼"



**6007**  
Fillet  
1¼"



**6203\***  
Wall Handrail  
1⅝" x 5½"



**6003\***  
Wall Handrail  
1⅝" x 5½"



**6910 B**  
Bending Rail

## Wall Rails

We offer straight and bending rails up to 24 feet in length!



**1500**  
1½" flat bottom



**1500**  
1½" full round



**1750**  
1¾" full round



**6040**  
1¾" x 1½" flat bottom



**2000**  
2" full round



**2000**  
2" flat bottom



**6042**  
2¼" x 1½"



3" flat bottom



## Wallrail Brackets · Wallrail Fittings

Wall Rail Fittings for 6040-6042 and Round Profiles



**3002**  
Dull Chrome



**3002**  
Bright Brass



**3002**  
Satin Nickel



**3002**  
Bright Chrome



**3002**  
Antique Brass



**3002**  
Satin Black




**3002**  
Oil Rubbed Bronze



**7023**  
quarter turn



**7024 full round**  
up easing



**7025 full round**  
over easing



**7005**  
quarter turn



**7006**  
up easing




**7007**  
over easing



## MANUFACTURING PROCESS

**MOLDER:** Our Weinig CNC molders are considered the most reliable molders available on the market. Combining the accuracy of our molders with our grinding capabilities allows us to produce a smooth well blended handrail.

**GRINDER:** We use a 5 axis CNC Schneeberger grinder to make and regrind our handrail tooling in-house. The high precision of this machine assures our customers that their handrail will stay true to their exact size and dimension from one run to the next.






# Accessories

STAIRPARTS

Accessories



**7007**  
Double End Lag



**3001**  
Handrail Bolt



**3008**  
Suretite Newel Fastener



**3009**  
3" Newel Mounting System



**3019**  
3 1/2" Newel  
Mounting System



**7017**  
3/4" x 4" Round Rosette



**7032**  
4 5/16" x 4 5/16" Square Rosette



**7033**  
4 5/16" x 6" Rectangular Rosette



**7037**  
3/4" x 4" x 5 1/2" Oval Rosette



**7037-L**  
4 1/2" x 6 1/2" Large Oval Rosette




**7002**  
Pin-EZ



**7001**  
Newel Mounting Plate



**3005**  
Keylock



**3000**  
1" Tapered Plug



**7003**  
Threaded Insert



**901**  
Rail Bolt Wrench



# Custom

STAIRWAYS

### Custom Turnings

We offer custom columns up to 12½' long and 17½" in diameter!



3½" x 48"



octagonal

3½" x 48"



4" x 60"



1¾" x 42"



10" x 10' Column



8" x 8' Column



Most large columns are constructed with hollow centers for three good reasons:

- ...better stability
- ...existing columns can be wrapped
- ...a more reasonable price

### STANDARD FEATURES



Column  
FEATURE

## Custom Turnings



**3011** 3½" x 48" w/ Rope Twist



**Oceanside** 5½" x 43" Primed - Featuring an Open Rope Twist



**Oceanside** 4" x 48" Primed - Featuring a Jetstream Twist

### STANDARD FEATURES



## Create Your Own

*Supply your own CAD drawings,*  
OR WE CAN CREATE ONE.

*We want your ideas to become...*

# REALITY!

## Caps, Bases & Finials

Finials: Carving available on Custom Turnings.



3½" x 10"



5" x 9"



3½" x 14"  
Tuscan Cap



6" x 14"  
Tuscan Base



Finial 3½" x 6¾"



Carved Acorn Finial 4½" x 7"




Carved Finial 5½" x 8"



Send us your  
**houzz.com**  
DREAM PICTURE &  
*we'll duplicate it to make it a*  
**DREAM**  
come true!



## Harbor Lane



STANDARD FEATURES



CHECK OUT OUR  
*CNC Capabilities!*



## Laskala Turnings



F-8611 3/4" x 48" Fluted



FLTE8600 2" x 42" Florentine



BT8600 2" x 42" Barley Twist



FLTE8645 3/4" x 60" Florentine



HF8760 5/2" x 60" Hollow Flute

**We Feel Privileged**  
TO OFFER THIS  
*new, fine, handcrafted*  
**line of turnings.**




### STANDARD FEATURES



## Laskala Turnings



## STANDARD FEATURES





# Create your own

Build the stairway of your dreams, our creative designers will take your ideas and bring them to reality. This brochure showcases a few of our fine custom turnings, railings and posts. Our modern equipment allows us to craft straight and bending rails up to 24 feet in length. Not only can we build the ideal interior stairway, but also offer beautiful, exterior cedar posts for your pergola or porch. The opportunities are endless here at Holmes Stair Parts.



# Kitchen

& BATH

## Kitchen & Bath Turnings

These turnings are created specifically for Kitchen & Bath or fireplace mantels.



**Island Leg** 5 1/2" x 36" Fluted Rhode Island



**Lakeside** 4 1/4" x 36"



**Venice** 3 1/2" x 36"



**Gustavia** 3 1/2" x 36"



### STANDARD FEATURES



## Kitchen & Bath Turnings

These turnings are created specifically for Kitchen & Bath or fireplace mantels.



Fluted Montana 3 1/2" x 36"





Barley Twist Montana 3 1/2" x 36"



Flourentine Montana 3 1/2" x 36"

### STANDARD FEATURES





Your quality stair parts distributor: